

TEXAS NAME CHANGE FORM

Complete the attached form to change or update your name on your current Notary Public Commission.
Please return this form along with your current certificate and payment.



Notaries.com

PH. 800.422.1555
EMAIL: info@notaries.com
WEBSITE: <https://www.notaries.com>

NAME CHANGE PACKAGE INCLUDES:


- Name Change Rider \$10
- Self-Inking Notary Seal \$30

Only \$40

Every Texas notary **must** use a record-keeping journal to keep an organized record of all notarizations.

The Journal is **required** in the State of Texas.

Select "B" below to add a journal.



B



ADDITIONAL NOTARY TOOLS

- A. Errors & Omissions Insurance (Recommended) \$100,000 Coverage ___ \$170.00
- A. Errors & Omissions Insurance \$50,000 Coverage ___ \$110.00
- A. Errors & Omissions Insurance \$25,000 Coverage ___ \$70.00

E & O insurance is not required but it protects you the notary.
The notary bond only protects the public, not you.
We highly recommend E&O Insurance for your protection.
Without E&O insurance, you are personally liable for any claims made against you while performing your duties as the notary.

Notary Bond and E & O insurance is underwritten by Travelers Casualty and Surety Company of America

- B. Record Keeping Journal is required in Texas ___ \$15
- C. Portable Handheld Embosser Seal (Travels with you!) ___ \$35
- D. Additional Self-Inking Notary Seal ___ \$30
- E. Round Self-Inking Notary Seal ___ \$46
- F. Notary Wall Sign ___ \$6
- G. Inkless, Pocket-Sized Finger Printer ___ \$15
- H. Notary I.D. Wallet Card ___ \$9.99
- I. One Year Membership in Notary Association of America ___ \$49



- | | | | | | | | | | | | | | | |
|--------------------------|--------------------------|--------------------------|--------------------------|--------------------------|--------------------------|--------------------------|--------------------------|--------------------------|--------------------------|--------------------------|--------------------------|--------------------------|--------------------------|--------------------------|
| <input type="checkbox"/> | <input type="checkbox"/> | <input type="checkbox"/> | <input type="checkbox"/> | <input type="checkbox"/> | <input type="checkbox"/> | <input type="checkbox"/> | <input type="checkbox"/> | <input type="checkbox"/> | <input type="checkbox"/> | <input type="checkbox"/> | <input type="checkbox"/> | <input type="checkbox"/> | <input type="checkbox"/> | <input type="checkbox"/> |
| Black | Pink | Blue | Red | White | Green | Mango | Lilac | Gray | Neon Pink | Neon Orange | Neon Green | | | |

SUBTOTAL FOR ADDITIONAL NOTARY TOOLS []
BASIC NOTARY PACKAGE +\$40
SHIPPING & HANDLING +\$12.95

ADD ALL ITEMS AND TOTAL IN THE BOX TO THE RIGHT []

Prices subject to change without notice.
See www.notaries.com terms and conditions for details.

- CHECK/MONEY ORDER

CARD NUMBER:

--	--	--	--	--	--	--	--	--	--	--	--	--	--	--

EXPIRATION DATE:

--	--	--	--

SECURITY CODE

--	--	--	--

NAME ON CARD: _____

SIGNATURE OF CARDHOLDER: _____

DAYTIME PHONE NUMBER: () - - EMAIL ADDRESS: _____



TEXAS NOTARY PUBLIC NAME CHANGE FORM

Social Security No.: _____ **OR** Notary ID: _____

Current Commission Name: _____

New Name for Commission

Name: _____
Last First Middle (optional) Suffix

Mailing Address: _____ TX _____
Street City Zip

County of Residence: _____ Commission Expires: _____

Email Address: _____

Signature of Notary (Named Above)

Printed or typed name of Notary (Named Above)

Name Change Instructions

Step 1:

Email the name change form to info@notaries.com. We will send you the bond rider, which you'll need to upload to the Texas Secretary of State Portal and pay the \$20 name change fee.

Texas State Portal:

<https://webservices.sos.state.tx.us/termsandconditions/tac.html>

Step 2:

Once your name has been updated with the state, email your new Texas notary commission certificate to info@notaries.com, and we will prepare your new notary stamp and supplies.